



Feed charts

Let's Grow Together



LIGHT
PHASE
WEEK

Hydro & Coco

Nutrients

ml/L

Additives

Cell Charge

GO 12/12

Bliss Bud

Critical Mass

Soil

Nutrients

ml/L

Additives

Cell Charge

GO 12/12

Bliss Bud

Critical Mass

Treatments

Root Mash



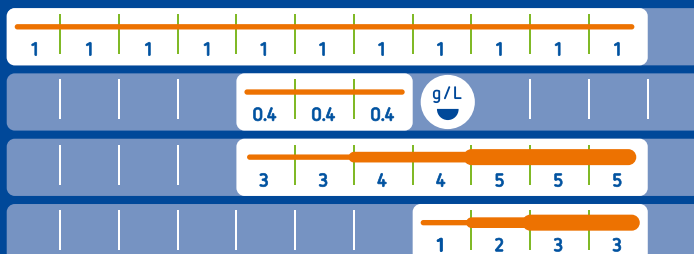
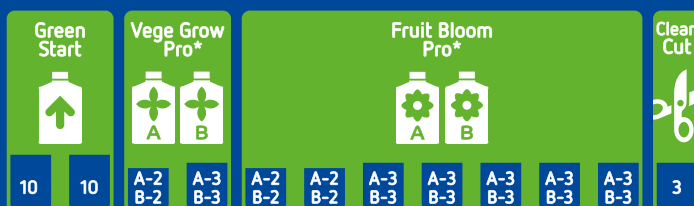
Mist Galore

Connoisseur

WEEK

PHASE

LIGHT



Feed charts are for guidance only.

Liquids:

Shake bottle well before use.

Use millilitre (ml) graduated measures.

Powders:

Use gram (g) weighing scales.

FM Pro* twin pack (A+B) nutrients are available in Vege Grow Pro* and Fruit Bloom Pro* for Soft Water & Hard-Very Hard Water. Add FM Pro* Part A to water, stir well & rinse measure. To avoid any precipitation, wait a few minutes, add Part B in an equal amount & stir.

After diluting & stirring FM nutrients into water, FM Additives can be added to the nutrient solution one at a time. Again, stir and rinse measure between each additive.

FM Soil single pack nutrients are available in Vege Grow Soil and Fruit Bloom Soil. Easy to use, just add to water & stir well. FM Additives can then be added one at a time, stirring well and rinsing measure between adding each additive.

Recommended pH levels

Hydro pH 5.5 - 6.0

Coco pH 5.8 - 6.3

Soil pH 6.3 - 6.8

Root drench - use syringe for cubes or jug for pots. Apply on day one and once a week after.

Foliar spray - 2 or 3 times a week - dilute into spray bottle. Apply at end of day and dry in dark.

Potting mix - add 30 - 50g per 10L of soil or coco based potting mix for seedlings & cuttings.

Re-pot, to a larger pot, as needed - adding 30 - 50g of Connoisseur per 10L of medium.

Top dressing in bloom, every 2 - 4 weeks. Sprinkle 30g per 10L of medium & water-in.

www.fieldmarshal.info